



# Kentucky High School Athletic Association

2280 Executive Drive ° Lexington, KY 40505 ° www.khsaa.org ° (859)299-5472 (859)293-5999 (fax)

To: Superintendent, Principal, and Athletic Director

From: Brigid L. DeVries, Commissioner  
Larry Boucher, Assistant Commissioner *LB*


Date: June 20, 2003

Subject: 2002-2003 Annual Report Forms Submission

School: Russell High School

Enclosed please find a copy of Form T-65, The 2002-2003 Annual Report Forms Checklist. In addition, you may find an attachment with corrected copies of the forms submitted by your school personnel. Please review this information so the forms can be completed accurately in the future. Also, KHSAA Audit Staff may have requested a re-submission of some of the 2002-2003 Annual Report Forms or need additional information on your athletic programs. Please submit this information by the date requested if this is applicable. Copies and all KHSAA Title IX documents must be kept current and included in your permanent Title IX File at the school. All documents are subject to Open Records Requests.

Should you need any further information, please do not hesitate to call anytime.



**MEMORANDUM**

TO: KHSAA Member School Superintendents, Principals, and Athletic Directors

FROM: Brigid L. DeVries, Commissioner  
Larry Boucher, Executive Assistant Commissioner *LB*

DATE: May 20, 2003

RE: 2003 Title IX Forms Submission

School	Russell High School	Reviewed by	Phyllis Catlett
--------	---------------------	-------------	-----------------


The following is a status report regarding the required 2002 - 2003 Title IX submission of forms due in to the KHSAA office by April 15, 2003. Appropriate audit personnel have reviewed these forms and the following is a summary of this review.

I. Checklist of Forms properly submitted in a satisfactory manner:

✓	GE 19 (Annual Verification)	✓	T-35 (Budget Expenses)
✓	T-1 (Summary Program Chart 1)	✓	T-36 (Budget Expenses)
✓	T-2 (Summary Program Chart 2)	✓	T-41 (Checklist - Overall Interscholastic Program)
✓	T-3 (Summary Program Chart 3)	✓	T-60 (Corrective Action Plan)
✓	T-4 (Summary Program Chart 4)	✓	T-63 (Interscholastic Survey Results)

II. Status

A.	✓	2002 - 2003 Forms are satisfactory and no further information or action is necessary at this time.
B.		Errors have been noted with respect to the following forms and corrected copies are being returned to you for placement in your Title IX file to ensure proper submission in the future.
C.		The following forms were omitted and must be submitted by school representatives.
D.	✓	Other Recommendation and Comments: <ul style="list-style-type: none"> <li>It is recommended that students be placed on the Gender Equity Review Committee and be active participants of the committee. Good job on your program in the athletic program. Thanks for the hard work and have a great summer.</li> </ul>



**MEMORANDUM**

To: KHSAA Member School Superintendents, Principals, and Athletic Directors

From: Brigid L. DeVries, Commissioner  
Larry Boucher, Assistant Commissioner

Date: May 20, 2003

Re: 2003 Title IX Forms Submission

School	<u>RUSSELL HIGH</u>	Reviewed by	<u>PHYLLIS CATLETT</u>
--------	---------------------	-------------	------------------------

The following is a status report regarding the required 2002-2003 Title IX submission of forms which were due in to the KHSAA office by April 15, 2003. Appropriate audit personnel have reviewed these forms and the following is a summary of this review.

I. Checklist of Forms properly submitted in a satisfactory manner:

<input checked="" type="checkbox"/>	GE 19 (Annual Verification)	<input checked="" type="checkbox"/>	T-35 (Budget Expenses)
<input checked="" type="checkbox"/>	T-1 (Summary Program Chart 1)	<input checked="" type="checkbox"/>	T-36 (Budget Expenses)
<input checked="" type="checkbox"/>	T-2 (Summary Program Chart 2)	<input checked="" type="checkbox"/>	T-41 (Checklist – Overall Interscholastic Program)
<input checked="" type="checkbox"/>	T-3 (Summary Program Chart 3)	<input checked="" type="checkbox"/>	T-60 (Corrective Action Plan)
<input checked="" type="checkbox"/>	T-4 (Summary Program Chart 4)	<input checked="" type="checkbox"/>	T-63 (Interscholastic Survey Results)

II. Status

A.	<input checked="" type="checkbox"/>	2002-2003 Forms are satisfactory and no further information or action is necessary at this time.
B.	<input type="checkbox"/>	Errors have been noted with respect to the following forms and corrected copies are being returned to you for placement in your Title IX file to ensure proper submission in the future.
C.	<input type="checkbox"/>	The following forms were omitted and must be submitted by school representatives.
D.	<input type="checkbox"/>	Other Recommendation and Comments: <i>It is recommended that students be placed on the Title IX Gender Equity Committee, and be active participants of the committee. Good job on your program in the athletic program. Thanks for the hard work done a great summer.</i>

APR 07 2003



**2002-2003 KENTUCKY HIGH SCHOOL ATHLETIC ASSOCIATION  
ANNUAL VERIFICATION OF TITLE IX PROCEDURES  
(To be submitted by April 15, 2003 along with other required forms)**

The Russell High School, Russell, Kentucky  
(Name of High School) (City)

certifies to the Kentucky High School Athletic Association that the following is an accurate and true representation of the facts surrounding compliance with 20 U.S.C. Sections 1681-1688, et. Seq. (also known as Title IX)

**I certify the following provisions in accordance with records at the school contained in the permanent Title IX file, and to the best of my knowledge have completed the following tasks. (All boxes must be checked)**

Established a gender equity committee at the high school. (list committee personnel and provide attachment if necessary)

Name	Address	Phone	Title
<u>see attachment</u>			

Scheduled a minimum of three meetings during the 2002-2003 school year on the following dates:  
09-12-03  
01-10-03  
02-28-03

Designated the following person(s) as the Title IX coordinator for the school/district:  
see attachment

Name	Title	Address	Phone

School personnel are continuing to make periodic reviews of the boys and girls athletics program reflected in the Corrective Action Plan.

In addition to the above information, the above referenced school maintains a complete permanent file relative to Title IX records including copies of the self-assessment audit, all corrective action plans, and other related materials.

D. Jean Board  
Principal's Signature

4/3 2003  
Date

R. K. Kaut  
Superintendent Signature

Jane R. Elmie  
School Board Chairpersons' Signature

(Send original copy to KHSAA - Maintain duplicate in Title IX school folder)

**2002-2003 Russell High School  
Gender Equity Committee**

<b>Mrs. Gayla Scott</b>	<b>Russell Independent Schools Federal Programs Coordinator Special Education Director Title IX Coordinator</b>
<b>Mr. Sean Howard</b>	<b>Principal, Russell High School</b>
<b>Mr. Sam Sparks</b>	<b>Athletic Director, Committee Chairperson</b>
<b>Mrs. Anna Chaffin</b>	<b>Girls basketball Coach</b>
<b>Mr. Steve Dodd</b>	<b>Boys Basketball Coach</b>
<b>Miss Carol Thompson</b>	<b>Softball Coach</b>
<b>Mr. Darrell Adkins</b>	<b>parent</b>
<b>Mrs. Cynthia Sparks</b>	<b>parent</b>
<b>Mr. Garry Morris</b>	<b>baseball coach</b>
<b>Mrs. Alice Leigh</b>	<b>girls track coach</b>
<b>Mrs. Angie Fultz</b>	<b>parent</b>

2002-2003  
**ACCOMMODATION OF INTERESTS AND ABILITIES**  
**SUMMARY PROGRAM CHART 1**

KHSAA  
 Form T1  
 Rev. 9/02

**Participation Opportunities Test One**

		(Column 1)	(Column 2)	(Column 3)	(Column 4)
	Program	Enrollment	Percentage of Total Enrollment	Number of Interscholastic Participants (double and triple count)	Percentage of Total Participation
Row 1	GIRLS	323	48%	194	43%
Row 2	BOYS	356	52%	256	57%
Row 3	Totals	679	100%	450	100%

Instructions:

\*Number of 8<sup>th</sup> grade students & below used in Column 4 calculations if applicable: 68

- 1) Determine the total number of girls enrolled, (place in Row 1, Column 1). Determine the total number of boys enrolled, (place in Row 2, Column 1).
- 2) Add the total number of girls and boys enrolled to determine total enrollment, (place in Row 3, Column 1).
- 3) Calculate the percentage of total enrollment that is female. (Divide Row 1, Column 1 by row 3, Column 1 and place in Row 1, Column 2.) Calculate the percentage of total enrollment that is male. (Divide Row 2, Column 1 by Row 3, Column 1 and place in Row 2, Column 2.) Note: Row 1, Column 2 plus Row 2, Column 2 should total 100%.
- 4) Ask the head coaches to review the most updated eligibility or squad lists for their teams. Ask coaches to confirm the names of those individuals who are on the team as of the first **date of competition**, and cross out the names of those who were cut from the team or quit the team prior to the first competitive event. Determine the total number of interscholastic athletics participants that are girls, (and place in Row 1, Column 3). In order to determine the total number of athletics participants, an individual should be counted each time he or she participates on a team. For example, if Jane Doe competes on the varsity volleyball team, the junior varsity volleyball team, the junior varsity basketball team, and the varsity softball team, she should be counted as four participants (**do not include club or intramural sports participants, cheerleaders, dance teams, or pom squads**). Calculate the same way for boys and girls. \* In addition, should 8<sup>th</sup> grade students and below play on a Freshman, Junior Varsity, or Varsity team, they should also be counted for each team and sport on which they participate. If applicable, please asterisk the above notation as to how many 8<sup>th</sup> grade students & below are included in the totals. Using the same procedure, determine the total number of interscholastic athletic participants that are boys, (and place in Row 2, Column 3). Add Row 1, Column 3 plus Row 2, Column 3 to get total participants and place in Row 3, Column 3.
- 5) Calculate the percentage of female participation. (Row 1, Column 3 divided by Row 3, Column 3 and place in Row 1, Column 4.) Calculate the percentage of male participation. (Row 2, Column 3 divided by Row 3, Column 3 and place in Row 2, Column 4.) Note: Row 1, Column 4 plus Row 2, Column 4 should total 100%.

Note: While being within three percent is not a formal compliance standard; if the percent listed in Row 1, Column 4 is within 3% of Row 1, Column 2, then it provides a good target within which compliance is likely.

Principal's Signature: D. Jean Howard Date: 4/3/03

**2002-2003**  
**ACCOMMODATION OF INTERESTS AND ABILITIES**  
**SUMMARY PROGRAM CHART 2**


KHSAA  
Form T2  
Rev. 9/02

**Participation Opportunities Test Two**

		Column 1	Column 2	Column 3	Column 4	Column 5
Program		Number of Teams Currently Offered	Number of Participants	Number of Teams Added in Last Five Years	Number of Participants Added in Last Five Years	Percent of Total Participation By Sex Added in Last 5 Years
<b>GIRLS</b>	Row 1	varsity:	9	168	0	
	Row 2	j.v.:	4	26	0	
	Row 3	frosh:	0	0	0	
	Row 4	total:	13	194	0	0
<b>BOYS</b>	Row 5	varsity:	9	175	0	
	Row 6	j.v.:	4	41	0	
	Row 7	frosh:	2	40	0	
	Row 8	total:	15	256	0	0

- 1) For Column 1, list the number of interscholastic teams offered for girls and boys at each competitive level (varsity, junior varsity, and freshman). For girls, total each of the entries in Rows 1, 2, and 3 into Row 4. For boys, total Rows 5, 6, and 7 into Row 8.
- 2) For Column 2, list the number of participants at each level. For girls, total each of the entries in Rows 1, 2, and 3 into Row 4. For boys, total Rows 5, 6, and 7 into Row 8. **Note:** The totals in Row 4 for girls and in Row 8 for boys must be the same as the totals in Form T-1, Column 3, Rows 1 and 2 respectively.
- 3) For Column 3, list the number of interscholastic teams that have been added in the last five years at each competitive level. Count each team added during the 5 year period only one time. e.g. Girl's junior varsity soccer was added 3 years ago, count the team only once, not 3 times. For girls, total the entries in Rows 1, 2, and 3 into Row 4. For boys, total Rows 5, 6, and 7 into Row 8.
- 4) For Column 4, list the number of participants that are currently on each level of the teams that were added in the last five years. If a team was added previously but no longer exists, there are no current participants to be added for that team. For girls, total the entries in Rows 1, 2, and 3 into Row 4. For boys, total Rows 5, 6, and 7 into Row 8.
- 5) For Column 5, calculate the percentage of participants that have been added in the last five years. For girls, take the number in Column 4, Row 4 and divide by the number in Column 2, Row 4. For boys, take the number in Column 4, Row 8 and divide it by the number in Column 2, Row 8.

Note: If the percentage of current participants added in the last five years is 25% or greater, compliance with test two may be possible. If less than 25%, then compliance with test three should be analyzed. **CAUTION:** 25% is not a formal compliance standard.

Principal's Signature:  Date: 4/3/03

2002-2003  
**ACCOMMODATION OF INTERESTS AND ABILITIES**  
**SUMMARY PROGRAM CHART 3**

**Participation Opportunities Test Three**

For any question answered "YES" identify the respective sport(s).

	GIRLS (Yes / No)		BOYS (Yes / No)
1. For a sport not currently played at the interscholastic level (varsity, junior varsity, or freshman) in your school, is there an intramural team offered for that sport?	No		No
2. For a sport <u>not</u> currently offered in your interscholastic athletics program, is there sufficient interest to form a viable interscholastic team based on participation on an intramural team or community recreation teams?	No		No
3. For a sport <u>not</u> currently offered, is there sufficient interest to form a viable interscholastic team based on student responses from the interscholastic survey?	No		No
4. For a sport currently offered at the varsity level only, is there sufficient interest to form a viable team for a junior varsity, or freshman team that is not currently offered?	No		No
5. For a sport currently offered at the junior varsity or freshman level is there sufficient interest to form a varsity team not currently offered?	No		No
6. If you answered YES to question (1), (2), (3), (4), or (5), are there enough high schools in your geographic area offering the sport (at the appropriate level) to allow for the development of a reasonable schedule of competition?	No		No

Principal's Signature: D. Jean Howard Date: 4/3/03



**2002-2003**  
**ACCOMODATION OF INTERESTS AND ABILITIES+**  
**SUMMARY PROGRAM CHART 4**

**Levels of Competition Test One**

		<b>Column 1</b>	<b>Column 2</b>	<b>Column 3</b>
<b>Girls</b>	<b>Team Levels</b>	<b>Number of Teams Currently Offered</b>	<b>Number of Participants</b>	<b>Percentage of Participants at Each Level</b>
<b>Row 1</b>	<b>varsity:</b>	9	168	86%
<b>Row 2</b>	<b>j.v.:</b>	4	26	14%
<b>Row 3</b>	<b>frosh:</b>	0	0	0
<b>Row 4</b>	<b>total:</b>		194	100%
<b>Boys</b>				
<b>Row 5</b>	<b>varsity:</b>	9	175	68%
<b>Row 6</b>	<b>j.v.:</b>	4	41	16%
<b>Row 7</b>	<b>frosh:</b>	2	40	16%
<b>Row 8</b>	<b>total:</b>		256	100%

- 1) Column 1, list the number of interscholastic teams offered for girls and boys at each competitive level; varsity, junior varsity, and freshman. (Refer to Form T-2, Accommodation of Interests and Abilities, Summary Program Chart 2, Column 1.)
- 2) For Column 2, list the number of participants at each level. For girls, total the entries in Rows 1, 2, and 3 into Row 4. For boys, total the entries in Rows 5, 6, and 7 into Row 8. (Refer to Form T-2, Accommodation of Interests and Abilities, Summary Program Chart 2, Column 2.)
- 3) For Column 3, calculate the percentage of female and male participants at each level.  
For girls' varsity, junior varsity, and frosh, respectively:
  - Divide Column 2, Row 1 by Column 2, Row 4, and place the percentage in Column 3, Row 1.
  - Divide Column 2, Row 2 by Column 2, Row 4, and place the percentage in Column 3, Row 2.
  - Divide Column 2, Row 3 by Column 2, Row 4, and place the percentage in Column 3, Row 3.
  -
 For boys' varsity, junior varsity, and frosh, respectively:
  - Divide Column 2, Row 5 by Column 2, Row 8, and place the percentage in Column 3, Row 5.
  - Divide Column 2, Row 6 by Column 2, Row 8, and place the percentage in Column 3, Row 6.
  - Divide Column 2, Row 7 by Column 2, Row 8, and place the percentage in Column 3, Row 7.

**Principal's Signature:** P. Don Howard **Date:** 4/3/03

**2002-2003  
BUDGETED AND ACTUAL EXPENDITURES - PROGRAM COMPARISON CHART  
TO INCLUDE BOOSTER CLUB FUNDING**

	equipment and supplies		travel		awards		coaches' salaries (to include supplemental and extended employment)		facilities improvements		publications (if sport-specific)	
	B	E	B	E	B	E	B	E	B	E	B	E
<b>G basketball</b>	7000.00	3000.00	1250.00	746.00	1250.00	800.00	11732.00	11732.00	0	0	0	0
<b>B basketball</b>	11000.00	4985.00	2000.00	375.00	2000.00	8000.00	14913.00	14913.00	0	0	0	0
<b>G softball</b>	2000.00	1785.00	500.00	545.00	500.00	250.00	3062.00	3062.00	0	0	0	0
<b>B baseball</b>	2000.00	2565.00	500.00	500.00	500.00	150.00	5404.00	5404.00	0	0	0	0
<b>G cross country</b>	750.00	640.00	200.00	335.50	150.00	215.00	1967.00	1967.00	0	0	0	0
<b>B cross country</b>	750.00	620.00	200.00	335.50	150.00	210.00	1783.00	1783.00	0	0	0	0
<b>G golf</b>	1000.00	1075.00	250.00	310.50	250.00	175.00	1783.00	1783.00	0	0	0	0
<b>B golf</b>	1000.00	1475.00	250.00	892.50	250.00	185.00	1783.00	1783.00	0	0	0	0
<b>G soccer</b>	1000.00	935.00	250.00	645.00	250.00	425.00	1783.00	1783.00	0	0	0	0
<b>B soccer</b>	1000.00	685.00	250.00	545.00	250.00	425.00	2568.00	2568.00	0	0	0	0
<b>G swimming</b>	1000.00	480.00	75.00	75.00	75.00	125.00	1585.00	1585.00	0	0	0	0
<b>B swimming</b>	1000.00	275.00	75.00	75.00	75.00	125.00	1585.00	1585.00	0	0	0	0

1. Budget and expenditures on this 2002-2003 year report due by April 15, 2003, should reflect the total monies budgeted and spent for the entire year of 2001-2002 ending June 30, 2002.

2. "B" is for budgeted dollar amounts and "E" is for actual dollar expenditures.

3. Booster Club Funding/Contributions must be included in the expenditures total.

**Principal's Signature:**  **Date:** 4/3/03

**2002-2003  
BUDGETED AND ACTUAL EXPENDITURES - PROGRAM COMPARISON CHART 2  
TO INCLUDE BOOSTER CLUB FUNDING**

Teams	equipment and supplies		travel		awards		coaches' salaries (to include supplemental and extended employment)		facilities improvements		publications (if sport-specific)	
	B	E	B	E	B	E	B	E	B	E	B	E
G track	750.00	750.00	250.00	425.00	250.00	250.00	5374.00	5374.00	0	0	0	0
B track	750.00	750.00	250.00	375.00	250.00	250.00	3750.00	3750.00	0	0	0	0
G tennis	700.00	500.00	175.00	225.00	150.00	150.00	3254.00	3254.00	0	0	0	0
B tennis	700.00	500.00	175.00	250.00	150.00	150.00	2862.00	2862.00	0	0	0	0
G volleyball	1000.00	463.00	200.00	175.00	250.00	250.00	2370.00	2370.00	0	0	0	0
B wrestling												
G (list sport)												
B (football)	20,000	22,315	3500.00	3450.00	1500.00	1250.00	24,251	24,251	0	0	0	0
G (list sport)												
B (list sport)												

- Budget and expenditures on this 2002-2003 year report due by April 15, 2003, should reflect the total monies budgeted and spent for the entire year of 2001-2002 ending June 30, 2002.
- "B" is for budgeted dollar amounts and "E" is for actual dollar expenditures.
- Booster Club Funding/Contributions must be included in the expenditures total.


Principal's Signature: *D. Jan Howard* Date: 4/3/03

## 2002-2003 KHSAA TITLE IX ATHLETICS AUDIT

KHSAA  
Form T41  
Rev. 9/02

### Checklist - Overall Interscholastic Athletics Program

Areas of Compliance	ADVANTAGE TO (Respond based on Internal Evaluation by checking the appropriate column.)		
	GIRLS' PROGRAM	BOYS' PROGRAM	NEITHER PROGRAM
<b>OPPORTUNITIES</b>			
Accommodation of Interest and Abilities			
<b>BENEFITS</b>			
Equipment and Supplies			X
Scheduling of Games and Practice Time			X
Travel and Per Diem Allowances			X
Coaching			X
Locker Rooms, Practice and Competitive Facilities			X
Medical and Training Facilities and Services			X
Publicity			X
Support Services			X
Athletic Scholarships			X
Tutoring			X
Housing and Dining Facilities and Services			X
Recruitment of Student Athletes			X

Principal's Signature:  Date: 4/3/03

2002-2003  
TITLE IX  
CORRECTIVE ACTION  
PLAN

APR 15 2003

School Name: Russell High  
 School Year: 2002-2003  
 Principal's Signature: \_\_\_\_\_  
 Date: 4-15-03

To complete this form, indicate the intended area which needs corrective action, the suggested change and time table for implementation. You may copy this form as needed. Please attach corrective action plans along with audit forms and submit by April 15, 2003.

ITEM FOR CORRECTION	SUGGESTED CHANGE	TIME TABLE FOR CORRECTIVE ACTION
Radio coverage for girls basketball games	Beginning in 2003-2004 start some coverage for girls basketball on live radio.	Beginning in 2003-2004 we will have 6 girls basketball games broadcast live. By 2007-2008 our goal is to have 20 games broadcast every

▪ An explanation (status report) is needed for all areas identified previously as items for correction as well as all areas currently identified as items for correction. This form shall be typed.

*D. Jean Howard - PRINCIPAL - 4/15/03*

**2002-2003 INTERSCHOLASTIC ATHLETICS SURVEY**

Summary of Student Responses

School Name: Russell High School  
School Enrollment: 679  
Date: 04-02-03  
Completed By: Sam Sparks

Instructions:

1. Summarize the Student Athletics Interest Surveys Form T-61 by listing the total number of responses on the line next to each sport.
2. Under the Other Category please provide a listing of the sports as well as the number of students who are interested in participating.
3. Please sign and date the Summary Form (T-63) and mail the Summary Form only to the KHSAA by April 15, 2003. Do not mail the student surveys (Form T-61). However, these Forms should be maintained in your files in the event they are requested subsequently.

636 Number of Surveys  
636 Total Returned *azh/b*  
9-12 Grades Surveyed

How Was The Survey Administered? during advisor/advisee  
(e.g. was it given in all English classes, or all home rooms, or advisee/advisor?)

Fall Sports (List Total Number of Participation Responses)

16 Cross Country (Girls)  
17 Cross Country (Boys)  
19 Field Hockey (Girls)  
170 Football (Boys)  
20 Golf (Girls)  
21 Golf (Boys)  
57 Soccer (Girls)  
40 Soccer (Boys)  
70 Volleyball (Girls)  
24 Volleyball (Boys)

Winter Sport (List Total Number of Participation Responses)

40 Basketball (Girls)  
93 Basketball (Boys)  
63 Gymnastics (Girls)  
27 Indoor Track (Girls)  
26 Indoor Track (Boys)  
38 Swimming & Diving (Girls)  
17 Swimming & Diving (Boys)  
45 Wrestling (Boys)

Spring Sport (List Total Number of Participation Responses)

- 69 \_\_\_\_\_ Baseball (Boys)
- 28 \_\_\_\_\_ Fast Pitch Softball (Girls)
- 12 \_\_\_\_\_ Slow Pitch Softball (Girls)
- 36 \_\_\_\_\_ Tennis (Girls)
- 19 \_\_\_\_\_ Tennis (Boys)
- 56 \_\_\_\_\_ Track (Girls)
- 38 \_\_\_\_\_ Track (Boys)

Other Sports (From Student Survey T-61 Question 10)

Name of Sport		Number of Students Interested In Participating
Wrestling-20	Fishing-3	
Football-63	Chess-2	
Four wheeling-8	Darts-8	
Car Racing-7	Volleyball-23	
Weights-8	lacrosse-21	
Hackey Sack-3	Cheerleading-5	
Poker-5	Golf-8	
Dance-7	Swimming-5	

Number of Students who participate in Intramural Sports.  
(From Student Survey T-61 Question 5)

<u>Sport</u>	<u>Number</u>
Basketball _____	75 _____
_____	_____
_____	_____
_____	_____
_____	_____

List Intramural Sports students are interested in adding:  
(From Student Survey T-61 Question 6)

<u>Sport</u>	<u>Number</u>
Bobsledding-12 _____	Softball-21 _____
Volleyball-11 _____	Fishing-8 _____
Wrestling-14 _____	Equistrian-8 _____
Weightlifting-10 _____	Skating-9 _____
Golf-18 _____	_____
_____	_____

Participation in Non-School Sports Activities  
(From Student Survey T-61 Question 7)

<u>Sport</u>	<u>Number</u>
<u>Tennis</u>	<u>14</u>
<u>Coed Football</u>	<u>21</u>
<u>Skiing</u>	<u>8</u>
<u>Bowling</u>	<u>18</u>
<u>Volleyball</u>	<u>24</u>
<u>Running</u>	<u>18</u>

Reasons for not participating in interscholastic athletics.  
(From Survey Question 8)

<u>Response</u>	<u>Number</u>
<u>53</u> I prefer other activities such as band, chorus, etc.	
<u>94</u> I don't have time	
<u>15</u> The practice schedules and game times are inconvenient	
<u>27</u> The sport I like isn't offered	
<u>7</u> It's too expensive	
<u>17</u> I prefer to participate in club or intramural sports	
<u>46</u> Working	
<u>75</u> Other	

Student Suggestions to encourage participation

New tennis courts, better coaches, no drug testing, pay to play, games during school,

Student coaches, coed sports, less practice, guaranteed playing time

\_\_\_\_\_  
\_\_\_\_\_  
\_\_\_\_\_

D. Jan Brown  
Principal's Signature

4/3/03  
Date



Sam Sparks  
Athletic Director  
Russell High School  
709 Red Devil Lane  
Russell, Ky 41169  
Phone: 606-836-7874  
Fax: 606-836-9650




# Fax

To: Phyllis Cattet From: Sam Sparks  
 Fax: 1-859-293-5999 Date: 5-20-03  
 Phone: \_\_\_\_\_ Pages: \_\_\_\_\_  
 Re: \_\_\_\_\_ CC: \_\_\_\_\_

- Urgent     For Review     Please Comment     Please Reply     Please Recycle

•Comments:

Here is corrected T35  
 from Russell H.S.

Thanks,  


**2002-2003 Russell High School  
Girls Basketball**

*H  
SAT. GAMES*


*OK  
May 6, 2002  
G.M.E.F.T.*

<u>DAY</u>	<u>DATE</u>	<u>OPPONENT</u>	<u>SITE</u>	<u>TIME</u>
Mon.	11-25-02	Classic Bank Preview	Home	TBA
Thur.	12-05-02	OPEN		
Sat-Thur.	12-7/12-02	EKC	TBA	TBA
Sat.	12-14-02	Greenup County	Home	6/7:30
Mon.	12-16-02	Boyd County	Home	6/7:30
Thur.	12-19-02	Ashland	Home	6/7:30
Fri-Mon.	12-20/23-02	Prime Time Classic	Away	TBA
Thur-Sat.	12-26/28-02	Boyd County Tour.	Away	TBA
Mon.	01-06-03	Ironton	Away	5:30/7:00
Thur.	01-09-03	Ashland	Away	6/7:30
Sat.	01-11-03	Fairview	Home	6/7:30
Thur.	01-16-03	Lewis County	Away	6/7:30
Sat.	01-18-03	East Carter	Home	6/7:30
Mon.	01-20-03	Ironton	Home	6/7:30
Thur.	01-23-03	Rowan County	Home	6/7:30
Thur.	01-30-03	Lawrence County	Away	6/7:30
Sat.	02-01-03	Bath County	Home	6/7:30
Mon.	02-03-03	Raceland	Away	6/7:30
Thur.	02-06-03	Boyd County	Away	6/7:30
Thur.	02-13-03	West Carter	Away	6/7:30
Mon.	02-17-03	Morgan County	Home	6/7:30
Thur.	02-20-03	Greenup County	Away	6/7:30
Mon.	02-24-03	OPEN		
Thur.	02-27-03	Paintsville	Away	6/7:30

5  
H.L. GAMES

2002-2003 Russell High School  
Boys Basketball

<u>DAY</u>	<u>DATE</u>	<u>OPPONENT</u>	<u>SITE</u>	<u>TIME</u>
Sat.	11-16-02	Rose Hill Panorama	Away	TBA
Tues.	11-26-02	Classic Bank Preview	Home	TBA
Tues.	12-03-02	Johnson Central	Away	6/7:30
Fri.	12-06-02	Rose Hill	Home	6/7:30
Sat-Thur.	12-7/12-02	EKC	TBA	TBA
Fri.	12-13-02	Greenup County	Home	6/7:30
Tues.	12-17-02	Morgan County	Away	6/7:30
Fri.	12-20-02	Fairview	Home	6/7:30
TBA	TBA	A.I.T.	Away	TBA
Tues.	01-07-03	Raceland	Away	6/7:30
Fri.	01-10-03	Boyd	Away	5:45/7:30
Tues.	01-14-03	East Carter	Home	6/7:30
Fri.	01-17-03	Ashland	Home	6/7:30
Sat.	01-18-03	S.T. Roach Classic	Away	TBA
Tues.	01-21-03	Magoffin County	Away	6/7:30
Fri.	01-24-03	Ironton	Away	6/7:30
Tues.	01-28-03	Lewis County	Away	6/7:30
Fri.	01-31-03	Rowan County	Home	6/7:30
Tues.	02-04-03	Lawrence County	Away	6/7:30
Fri.	02-07-03	Greenup County	Away	6/7:30
Tues.	02-11-03	OPEN		
Fri.	02-14-03	Boyd County	Home	6/7:30
Tues.	02-18-03	West Carter	Home	6/7:30
Fri.	02-21-03	Bath County	Home	6/7:30
Tues.	02-25-03	Elliott County	Home	6/7:30
Fri.	02-28-03	Ashland	Away	6/7:30



# RUSSELL HIGH SCHOOL

709 Red Devil Lane, Russell, KY 41169 Phone: 606-836-9658 Fax: 606-836-9650

OK

5-1-02

ms. Catlett,

Student will be added to committee  
for 2002-2003.

Basketball schedules are enclosed.

Sam Sparks


Russell High School  
708 RED DEVIL LANE  
Russell, Kentucky 41169

Sparks



KHSA A

attn: Phyllis Callett  
2280 Executive Drive  
Lexington, KY 40505



MAILED FROM ZIP-CODE 41169

40505+4808 63

